

STEPFOLD PODIUM 1 & 2



STEPFOLD PODIUM 1 & 2

Stepfold Podium 1

Providing platform levels of 1m & 1.2m
(Working Heights, 3m & 3.2m)

Stepfold Podium 2

Providing platform levels of 1.2m & 1.45m
(Working Heights, 3.2m & 3.45m)

Using a specially designed telescopic guardrail frame, the user is able to access the step platforms to gain easy access to and from the working platform. Stabilizers are provided for extra stability.

Stepfold Podium 1 will fit through standard doorways. This unit has a folding mechanism that allows it to fold flat, great for transportation and storage.

Anti-Surf Option...

This unit is available as a mobile unit complete with 4 Castors, or with the option of 2 plates as shown to prevent "surfing"

Stabilizers Included with every unit



Low Level Training

More information and our product video available online at:
www.EuroTowers.co.uk

Certified to the standard of BS8620



Crujckelcreke 37 4491 PS Wissenkerke
T. 0113 376444 E. info@alga.nl W. www.alga.nl

STEPFOLD PODIUM 1 & 2

The Step Fold Podiums Assembly Instructions

Ensure all parts are present and are not damaged before assembling

Kit List - Podium 1 / 1m & 1.2m

- 4 x K548 - 5" Castors / SFBP - Base Plates
- 1 x SFP1 - 1m Podium Base Unit
- 2 x Stabilizers (SFST/L - Left & SFST/R -Right)
- 2 x SFGB - Guardrail Horizontal Braces
- 2 x SFHB - Ribbed Brace
- 2 x SFSP - Step Platforms
- 1 x SFPP - Main Platform

Kit List - Podium 2 / 1.2m & 1.45m


- 4 x K548 - 5" Castors / SFBP - Base Plates
- 1 x SFP2 -1.2m Podium Base Unit
- 2 x Stabilizers (SFST/L - Left & SFST/R -Right)
- 2 x SFGB - Guardrail Horizontal Braces
- 3 x SFHB - Ribbed Brace
- 2 x SFSP - Step Platforms
- 1 x SFPP - Main Platform



Please Note: Stepfold Podium 1 is assembled in the same way as the Stepfold Podium 2, with just 1 less horizontal Brace

	Stepfold Podium 1	Stepfold Podium 2
Platform Height	1m & 1.2m	1.2m & 1.45m
Safe Working Load	150Kg	150Kg
Dimensions	0.6m x 0.65m	0.6m x 0.65m
Unit Weight	41 Kg	43.5 Kg

Step by step guide



Open the unit on a firm and level base, lock the folding section and then lock the wheels.



Fit a ribbed brace above the lowest collar as shown.



Fit the step platforms on the 1st and 2nd rung as seen above.



Fit the working platform on the 3rd rung for the stepfold podium 1 or 4th rung for podium 2.



When building the Stepfold 2 add a ribbed brace below the platform.



Fit the stabilizers, both left and right.



Ascend to the platform using the step platforms and ribbed brace.




Once the platform is accessed, close the gate behind you; ensure that the clips are engaged and fit the 2 guardrail braces.




To extend the unit. Whilst standing on the platform, extend the top platform secure with the clips.



When descending from the platform, use the step platform up 1 rung. Move your working platform up 1 rung.



Add the additional brace below the platform. For a stepfold 2 you should now have 2 ribbed braces below the working platform.



Access the platform using the step platforms and the ribbed brace. Then close the gate and fit both guardrail braces.

